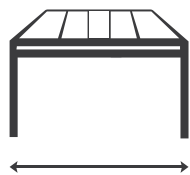
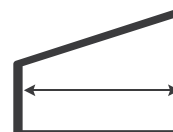




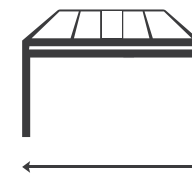
Accredited to BS EN 1090 | Load tested to BS EN 1991003:2003 | Certified Non-Fragile to ACR[M] 2014:001



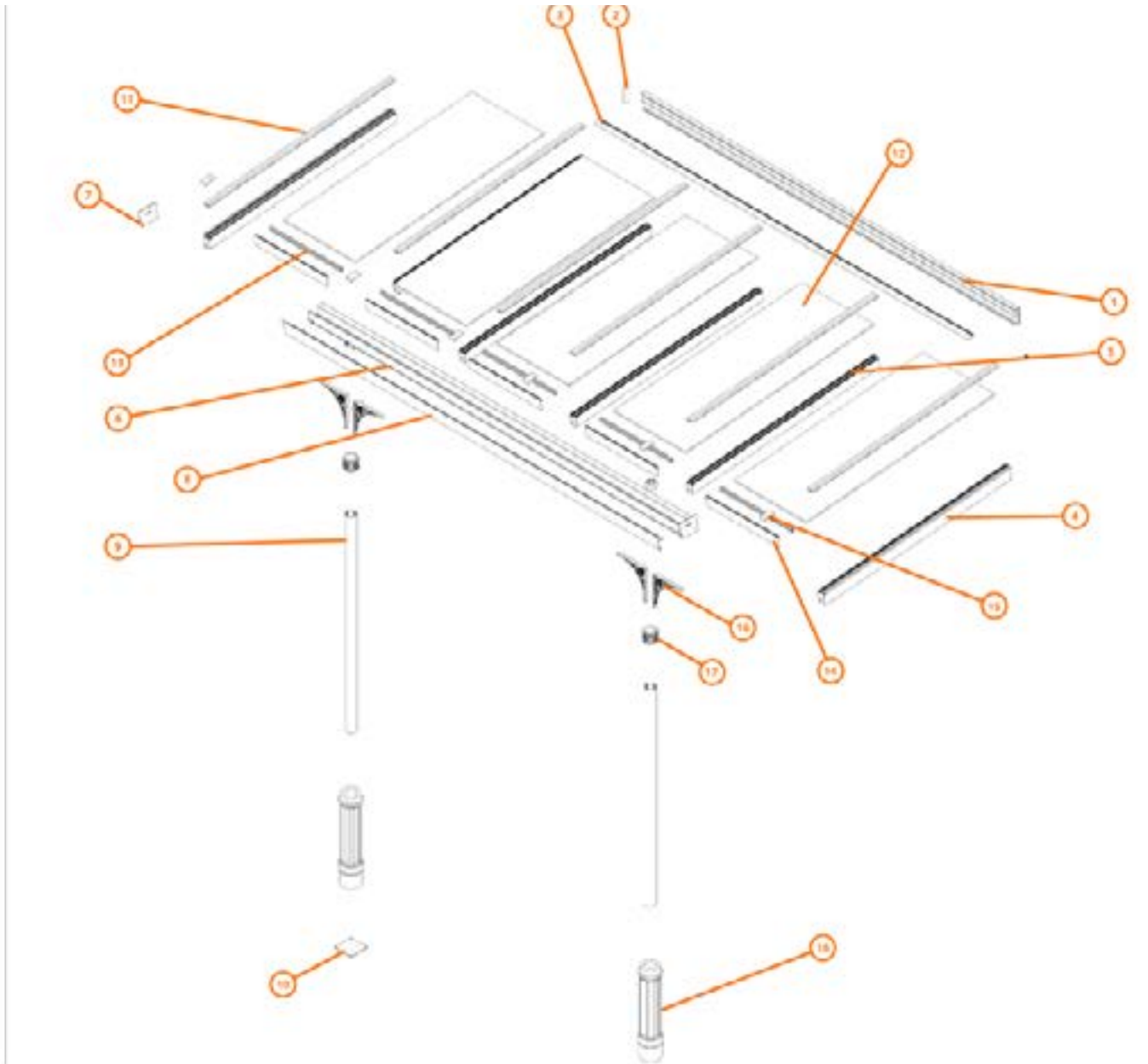
Length
Any Length



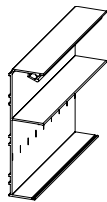

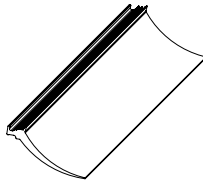
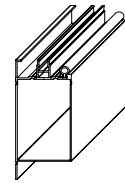
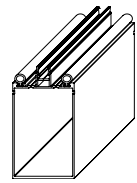
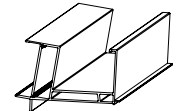
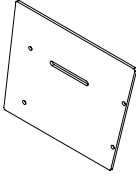
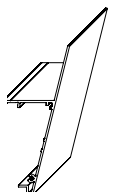
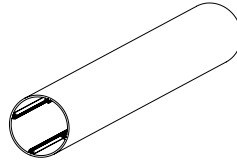
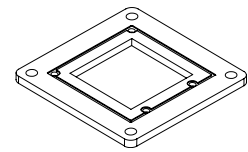
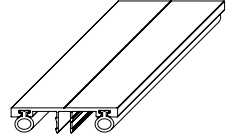
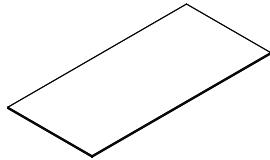
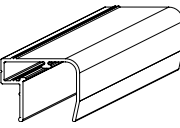
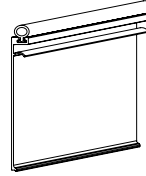
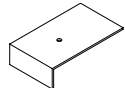



Projection
6m max (polycarbonate roof)
5m max (glass roof)



Span Between Posts
6m Span (max projection 4m)
4m Span (4m+ projection)





 <p>1. Wall Plate</p>	 <p>2. End Cap</p>	 <p>3. Wall Plate Rubber</p>	 <p>4. Side Roof Beam</p>	 <p>5. Intermediate Roof Beam</p>	 <p>6. Gutter</p>
 <p>7. Gutter End Cap</p>	 <p>8. Gutter Fascia</p>	 <p>9. 89mm Round Post</p>	 <p>10. Base Plate</p>	 <p>11. Roof Beam Top Cap</p>	 <p>12. Roof Panel</p>
 <p>13. Nosing</p>	 <p>14. Infill Fascia</p>	 <p>15. Roof Beam End Plate</p>	 <p>16. Gallows Bracket</p>	 <p>17. Post base collar</p>	 <p>18. Large post collar</p>

